




Objectives and Sticky Knowledge

Previous Knowledge:

recognise when art is from different historical periods

Know how to use tone shading with pencils

To know how to cross hatch, blend, stippling, scumbling and contour hatching



Land Objectives and Sticky Knowledge:

<p>STUDY OF GREAT ARTISTS - Explain some of the features of art from historical periods – link with Ancient Egyptians topic</p>	<p>USING SKETCHBOOKS - Know how to use line, tone, shape and colour to represent figures and forms in movement and know how to show reflections (link hieroglyphs)</p>
<ol style="list-style-type: none"> 1. Ancient Egyptians used six colours in their art: white, black, red, yellow, green, and blue. These colours, or pigments, came from local minerals. 2. Artists created their work with stone, wood, ivory, limestone, copper, bronze, gold, silver, and even lapis lazuli (a beautiful blue stone). 3. Most Ancient Egyptian paintings that survived to modern times were found on tomb walls. The Ancient Egyptians believed that these paintings could help people in the afterlife. 4. People drawn larger based on social status. For example, if a pharaoh was in a painting, he was always larger than any other person in the illustration. 5. Pharaohs are also illustrated as serious and formal. Other people appear more natural and relaxed in Ancient Egyptian paintings. 6. Paintings are always drawn two-dimensional, or flat, with no depth perception. 7. People in Ancient Egyptian paintings are almost always seen in profile, or from the side. 	<ol style="list-style-type: none"> 1. Draw a stickman in the pose you want. 2. Add sausage shapes around the sticks to fill the body out. 3. Complete your figure outline by going around the edges with a darker line. 4. Consolidate previous knowledge on shading, sketching and tone.

Sea:

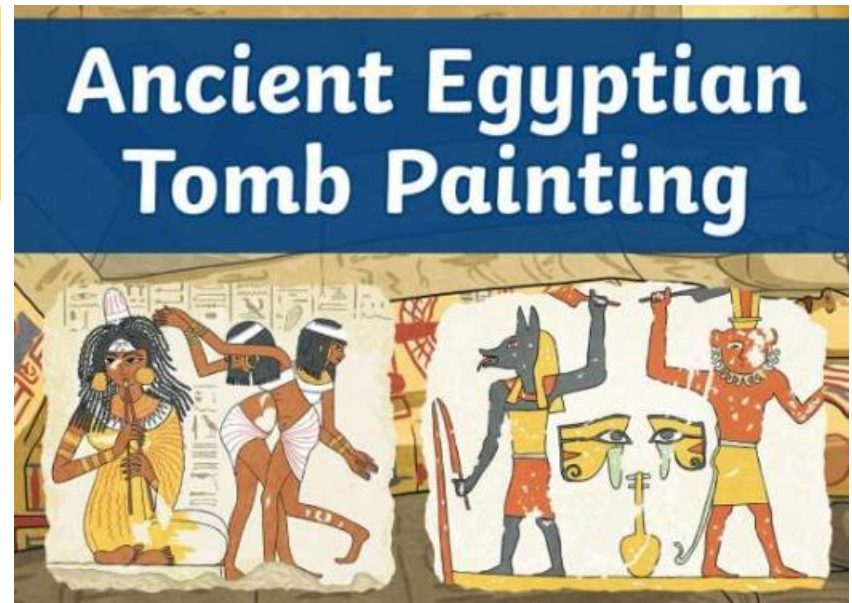

Links with 'Freedom' Golden Thread

Links to CST and CKA values:

Year 4 Art Knowledge Organiser

Key Vocabulary

Egypt	The country on the continent of Africa where the ancient Egyptian civilisation was created.
hieroglyphics	A system of writing that consists of pictures and symbols (hieroglyphs) instead of letters
Tertiary colour	Mixing two secondary colours together makes a tertiary colour
Secondary colour	Mixing two primary colours together makes a secondary colour



Sky Objectives: 1.To select different drawing pencils for a desired effect and to be confident to draw in 3D using highlight and low light. 2.To know tertiary colours and how they're mixed. 3.To create effective 2D designs and to use tools to create holes and hallows and scratch details/texture.

