




Objectives and Sticky Knowledge



Previous Knowledge Recap:

- *Uses a range of tools, including scissors, paint brushes and cutlery.
- *Begins to show accuracy and care when drawing.
- *Safely explore a variety of materials, tools and techniques, experimenting with colour, design, texture, form and function.
- *Share their creations, explaining the processes they have used.

Land Objectives and Sticky Knowledge:

Know how to cut, roll and coil materials.	Know how to use IT to create a picture
To use a pair of scissors correctly	To use the programme paint to create a picture
To understand how to roll a material	To understand how to use a mouse correctly to change the colour
To understand what is meant by coiling	To understand how to move the mouse to create a desired picture
To create a end product by cutting, rolling and coiling material	To understand how to use the online programme paint e.g. the buttons to change colour, the buttons to change the thickness

Links with ‘Freedom’ Golden Thread:

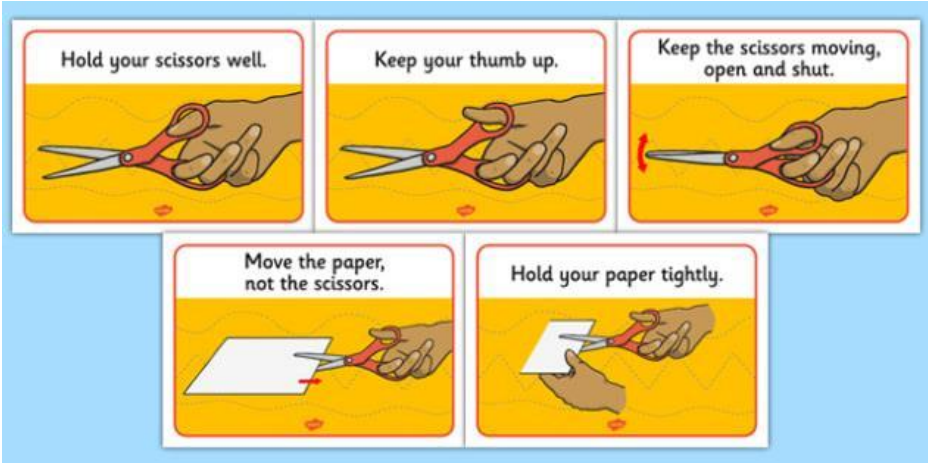
- Talk about their art work and comment on the work of others
- Freedom to express their art work
- Freedom to express their opinions on art work
- Freedom to explore with different art mediums.

Links with CST:

- Participation – taking part
- Subsidiarity – everyone should have a say

Links with CKA Values Crown:

- Respect, gratitude, hope



Rolling and coiling

Key Vocabulary:

scissors

coiling

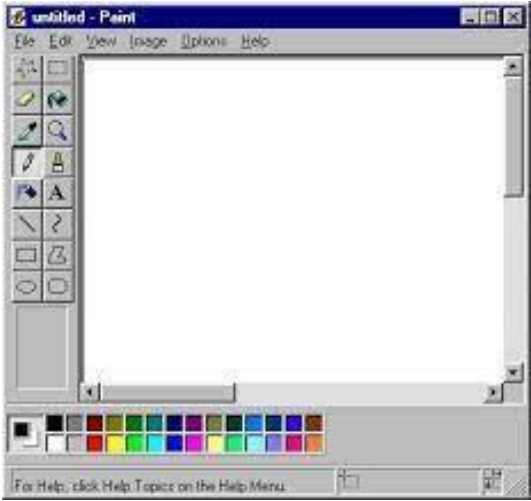
rolling

material

scissor safety

IT

mouse




Paint programme – creating a picture

- Sky objectives:
1. To create observational drawings from real-life objects and experiment with pencils, chalks, inks, crayons pastels and charcoal.
 2. To understand what primary and secondary colours are and how they're mixed.
 3. To use salt dough to make a desired shape and add a finish e.g. decorate or paint.

Year 1 Art – Pentecost – Artist Study Golden Thread: Freedom



Objectives and Sticky Knowledge



Previous Knowledge Recap:

- *Uses a range of tools, including scissors, paint brushes and cutlery.
- *Begins to show accuracy and care when drawing.
- *Safely explore a variety of materials, tools and techniques, experimenting with colour, design, texture, form and function.
- *Share their creations, explaining the processes they have used.

Land Objectives and Sticky Knowledge:

Describe what can be seen and give an opinion about the work the artist Mondrian.

To look at the famous painting of Mondrian and describe what you can see

To give an opinion on his work

To have a go at creating a piece of art-work in the style of Mondrian

Links with ‘Freedom’ Golden Thread:

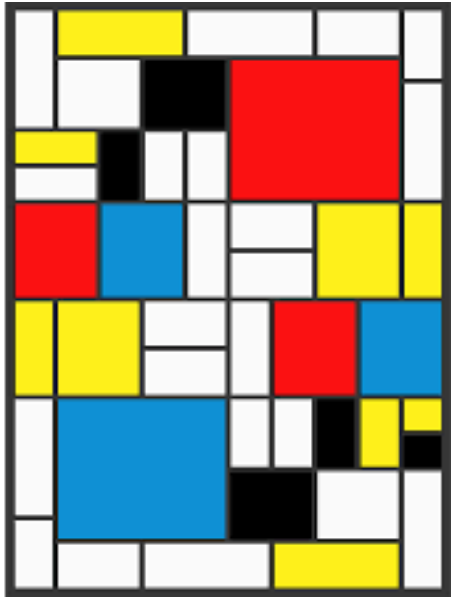
- Talk about their art work and comment on the work of others
- Freedom to express their art work
- Freedom to express their opinions on art work
- Freedom to explore with different art mediums.

Links with CST:

- Participation – taking part
- Subsidiarity – everyone should have a say

Links with CKA Values Crown:

- Respect, gratitude, hope



Key Vocabulary:
artist

Piet Mondrian

style

square

opinion

famous

primary colours



Sky objectives:

1. To create observational drawings from real-life objects and experiment with pencils, chalks, inks, crayons pastels and charcoal.
2. To understand what primary and secondary colours are and how they're mixed.
3. To use salt dough to make a desired shape and add a finish e.g. decorate or paint.