

Objectives and Sticky Knowledge

Prior Knowledge Recap:

- It is important to throw and catch accurately with one hand- specifically using underarm and overarm throw
- You need to vary tactics and adapt skills depending on what is happening in a game
- Choose and adapt your techniques to keep possession and give their team a chance to shoot

Land Objectives and Sticky Knowledge:

Gain possession by working a team and pass in different ways	Choose a specific tactic for defending and attacking. How to shield the ball. Change speed, direction with ball to get away from defender. Shoot accurately in a variety of ways. Mark an opponent.	Use a number of techniques to dribble and shoot	Use a number of techniques to pass	Know why own performance was better or not as good as their last. Watch and evaluate the success of the games they play in. Suggest what they need to practice to enjoy game more.
<ol style="list-style-type: none"> 1. Know that working as a team is important for winning a game. 2. Know that possession is what the aim of the game is. 3. Know that the more possession of the ball you have, the more likely you are to score/win. 	<ol style="list-style-type: none"> 1. Understand the difference between attacking and defending. 2. Know that tactics can support attacking or defending in a game. 3. Know that working with your team before the game will support the decisions made when attacking/defending. 	<ol style="list-style-type: none"> 1. Know that defending is protecting your goal and using space so that you do not concede. 2. Know that attacking is gaining the ball and moving towards your end goal (hoop, net etc) 3. Know that the words dribble, pass and shoot are part of Netball, Basketball and Football. 	<ol style="list-style-type: none"> 1. A chest pass is a pass from your chest. Bend arms into your chest and then release by pushing the ball away. 2. A bounce pass is pushing from your chest with force so that it bounces first before reaching the target. 3. A shoulder pass is the most powerful pass -one handed usually. 4. An overhead pass is with two hands, thrown from over the head. 	<ol style="list-style-type: none"> 1. Know and identify WAGOLL technique. 2. Identify and explain how a technique can be improved.



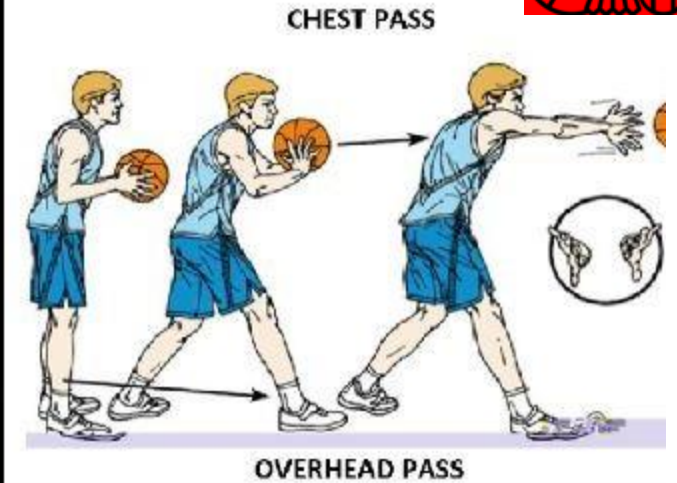
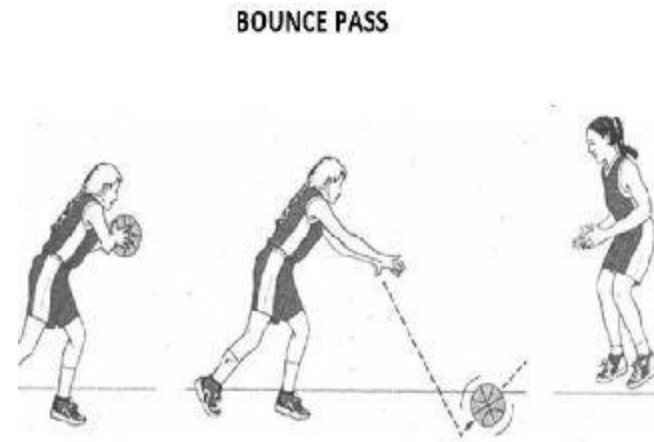
Links with 'Communication' Golden Thread:

Links with CST and CKA Values Crown:

Year 6 Basketball Knowledge Organiser

Key Vocabulary

attack	The team with possession of the ball. The main responsibility of the attacking team is to keep possession of the ball and score points.
court	The area bounded by two sidelines and two end lines in which a basketball game is played.
dribbling	Involves bouncing the ball whilst walking or running.
pivot	Once a player has stopped dribbling with the ball, they are not allowed to start moving again, they can pivot to reposition themselves to shoot or pass by keeping one foot in the same place and moving the other.
possession	They have control of the ball and have a greater chance of scoring.



Sky Objectives:

1. Can identify the correct technique for a sporting movement.
2. Can congratulate the opposing team when defeated in an activity.
3. Can describe what happens to our heart rate when exercising and how this effects our pulse.