

Reception Knowledge Organiser: Lent 1

Golden Thread: Stewardship & Sustainability



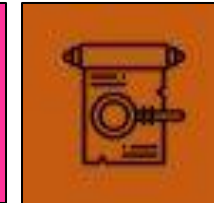

Topic: Our World



Objectives and Sticky Knowledge

Areas linked to Topic:

- PSHE
- People, Cultures & Communities
- Creating with Materials
- Physical Development



Main Topic Objectives:

Personal, Social, Emotional Development:

1. Show resilience and perseverance in the face of challenge.
2. Know and talk about the different factors that support their overall health and wellbeing
3. Manage their own needs.

Understanding the World – Past & Present:

1. Comment on images on familiar situations in the past
2. Compare and contrast characters from stories, including figures from the past.

Expressive Arts – Creating with Materials:

1. Explore materials and textiles and use these to enhance art and design creations.
2. Use materials in different ways, such as collage material

Physical Development – Gross Motor:

1. Further develop and refine a range of ball skills, including throwing, catching, kicking, passing, batting and aiming.

Wider Curriculum Objectives:

Communication and Language:

1. Listen to and talk about stories to build familiarity and understanding.
2. Ask questions to find out more and to check they understand what has been said to them.

Understanding the World – People, Cultures and Communities:

1. Recognise that people have different beliefs and celebrate special times in different ways.

Expressive Arts – Being Imaginative:

1. Explore and engage in music making and dance performing solo or in a group.
2. Sing in a group or on their own, increasingly matching the pitch and following the melody.

Physical Development – Fine Motor:

1. Form lower case letters correctly.



Christians belong to the local church community – the parish, which celebrates in a variety of ways. They celebrate tradition and story and find their meaning in Jesus.



CELEBRATING

Reception Topic 4



OUR BIG QUESTION

What and why do people celebrate?



REFLECTION

Lord, you fulfilled the hope of Simeon who did not die

until he had been privileged to

welcome the Messiah.

In Sacramental Celebrations we meet the Risen Christ.

May he continue to give us life.

Amen.

KEY VOCABULARY

Church Priest
family community
father altar

SCRIPTURE

Luke 2: 22



The parish family finds strength in gathering for the celebration of the Eucharist, a sign of God's love in our lives.



GATHERING

Reception Topic 5



OUR BIG QUESTION

Why do people gather?

REFLECTION

Lord Jesus Christ, in you we know the love of God. When we gather in your name, we experience the marvel of your loving presence which challenges us to live for one another. Help us to follow your example so that we may never become complacent. Help us to listen to your constant call to us to continue the work you began, you who lived and died for us.

Grant this through your Spirit of Love.

Amen.

KEY VOCABULARY

welcome bread
wine listen pray
Mass blessing sing

SCRIPTURE

Mark 10: 13,14,16

Communication & Language Knowledge Organiser: Lent 1

Golden Thread: Stewardship & Sustainability

Topic: Our World



Objectives and Sticky Knowledge

Previous Knowledge Recap:

- Listens to others 1:1 or in small groups when conversation interests them.
- Listens to stories with increasing attention and recall.
- Focuses attention; sit still listen and do
- Is able to respond and follow instructions
- Shows understanding of prepositions.
- Begins to understand how/why questions.

Land Objectives and Sticky Knowledge:

Listening, Understanding & Attention	Speaking
Listen to and talk about stories to build familiarity and understanding.	Ask questions to find out more and to check they understand what has been said to them.
<ul style="list-style-type: none"> • Maintains attention, concentrates and sits appropriately during an activity. • Listen and do for a short span, using comments and actions in a small group. • Able to follow a story without props or pictures. 	<ul style="list-style-type: none"> • Expresses their ideas and feelings using full sentences, using past and present tense. • Responds and takes turns when communicating. • Begins to ask why or how questions.

Links with 'Stewardship and Sustainability' Golden Thread:

Links with CST and CKA Values Crown:

Communication and Language

Key Vocabulary

Speaking
Listening
Taking turns
Sharing
Questions
Instructions

Sky Objectives:

1. Children can respond to what others say
2. Children can answer questions
3. Children can talk about what they are doing



Listening ears

Looking eyes

Still body



Why? How?
Where? When?



Questions help us to understand things.
We can ask when we are stuck or if we need help.
We can use questions to ask for something.
We will use questions to show good manners.

- We are practising good listening.
- We can answer questions about a story.
- We can talk about what has happened.
- We can think about what might happen next.



Please may I have...?

Please can I go to the toilet?



Objectives and Sticky Knowledge



Previous Knowledge Recap:

- I can understand that my own actions affect other people.
- I am beginning to manage my own needs throughout the day.
- I can build relationships with my peers.
- I can see myself as an individual.

Land Objectives and Sticky Knowledge:

Show resilience and perseverance in the face of challenge.	Know and talk about the different factors that support their overall health and wellbeing:	Manage their own needs.
<ul style="list-style-type: none"> • Aware of own feelings and can use the appropriate word/description. • Beginning to regulate own behaviours making/suggesting appropriate changes to actions. • Increasingly aware of boundaries set and behavioural expectations in the setting. • Can negotiate and solve problems without heightened emotions, using words to negotiate or overcome. 	<ul style="list-style-type: none"> • Describes self in positive terms including a growing bank of abilities. • Independently identifies a range of healthy foods. • Show an awareness of healthy practices and reasons for doing them eg sleep, exercise, hygiene and oral health. 	<ul style="list-style-type: none"> • Show an increasing understanding of the need for safety when tackling new challenges. • Practices a wider range of appropriate safety measures independently. • With some adult support, can play cooperatively with a range of children may be able to find compromises.

Links with 'Stewardship and Sustainability' Golden Thread:

- *I can talk about how I can make positive changes.*
- *I can work as part of a team to make our school a positive place.*

Links with CST and CKA Values Crown:

- I can show love to myself and others around me.*
- I can respect my peers and their feelings.*
- I can show compassion to others that are feeling sad.*

Personal, Social and Emotional Development

Key Vocabulary

Feelings
Listening
Help
Challenge
Health
Choices

Sky Objectives:

1. Children recognise that they have different feelings in different situations
2. Children can name people who are important to them both at school and at home.
3. Children can recognise when people are being helpful.



Healthy foods



Sugar



Daily brushing



Visiting a dentist

I can find a solution.
I can help.



**Independent
is the best thing
you can ever be.**

How can we look after our teeth like we look after our body?

There are ways that we can solve problems without asking an adult.

- Listen to what others are saying.
- Take turns and share.
- Work as a team.
- Tell others how we are feeling.





Objectives and Sticky Knowledge



Previous Knowledge Recap:

- Talk about members of their immediate family and community.
- Recognise that people have different beliefs and celebrate special times in different ways.
- Understand that some places are special to some members of their community.

Land Objectives and Sticky Knowledge:

<i>Comment on images on familiar situations in the past</i>	<i>Compare and contrast characters from stories, including figures from the past.</i>
<ul style="list-style-type: none"> • Begin to draw on own experiences to talk about past and present. • Draw on own experiences to talk about past and present. • Begins to know some similarities and differences between things in the past and now. 	<ul style="list-style-type: none"> • Begin to talk about lives of people in society and their roles. • Begin to show understanding of the past using books and stories.

Links with 'Stewardship and Sustainability' Golden Thread:

- *I can talk about how we can look after our world for our future*
- *I know ways we can make a difference to our world.*
- *I can take part in a activities to help at school; litter picks/recycling.*

Links with CST and CKA Values Crown:

- *I can talk about how to respect our school.*
- *I can look after my things.*
- *I can show love to my peers.*

Understanding the World

Key Vocabulary

Family
Past
Present
Before
Community
Traditions
Facts


Sky Objectives:

1. Know about similarities and differences in relation to places and objects.
2. Know about similarities and differences between themselves and others, and among families, communities and traditions.
3. Talk about past and present events in their own lives and the lives of family members.



Importance of special toys to us and our families.

Do other people have similar toys to us?



Links to our toys

Is Dogger a toy from the past or do we still have teddies now?

How have we grown up?



Baby
Toddler
Child
Teenager
Adult

Toys from the Past

Can we recognise any toys from the past?
What are the toys made of?
How are they different from our toys?
Why have toys changed?






Objectives and Sticky Knowledge

Previous Knowledge Recap:

- Begins to be interested in and describe the texture of things.
- Uses various constructions materials.
- Begins to construct, stacking blocks vertically, horizontally, making enclosures and creating spaces.
- Joins construction pieces together to build and balance.
- Realises tools can be used for a purpose



Land Objectives and Sticky Knowledge:

Textiles: Bookmarks

Explore materials and textiles and use these to enhance art and design creations.	Use materials in different ways, such as collage material and building dens
<ul style="list-style-type: none"> • Experiments to create different textures. • Begins to understand that different media can be combined to create different effects. 	<ul style="list-style-type: none"> • Manipulates a variety of resources to achieve a planned effect. • Uses simple tools competently and appropriately. • Selects appropriate resources and adapts work where necessary.

Links with 'Communication' Golden Thread:

- *I can talk about what I have created.*
- *I can talk about resources that I have chosen.*
- *I can talk about the importance of the Diva lamp in Hinduism*

Links with CST and CKA Values Crown:

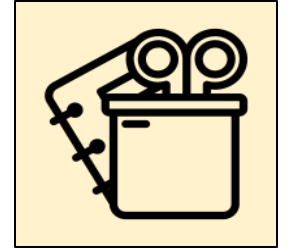
Expressive Arts and Design

Key Vocabulary

textiles
material
stick
design
make
fabric

Sky Objectives:

1. Begin to show accuracy and care when drawing.
2. Use a range of small tools, including scissors, paint brushes and cutlery
3. Share their creations, explaining the process they have used.



Talk about the purpose of a bookmark.

Choose colours and materials.

Share positives about our work with others in our class



Explain simple processes like joining and cutting.

Create a design.

Practise using new tools like scissors, needles and threads.


Think about ways to fix any mistakes



Objectives and Sticky Knowledge

Previous Knowledge Recap:

- Moves freely and with pleasure and confidence in a range of ways eg slithering, shuffling, rolling, crawling, walking, balancing, jumping and running.
- Runs skilfully and negotiates space, adjusting speed or directions to avoid obstacles.



Land Objectives and Sticky Knowledge:

Further develop and refine a range of ball skills, including throwing, catching, kicking, passing, batting and aiming.	Form lower case letters correctly.
<ul style="list-style-type: none"> • Will experiment and combine different ways of moving demonstrating increasing level of skill. • Negotiates space successfully when racing and playing with other children, adjusting speed and changing direction to avoid obstacles. • Travels with confidence and skill, under, over and through balancing and climbing equipment. • Shows increasing control when pushing, patting, throwing, catching or kicking it. 	<ul style="list-style-type: none"> • Uses tools with increasing confidence and accuracy to effect changes to materials. • Handles tools, objects, construction and malleable materials with increasing control and expertise.

Links with 'Stewardship and Sustainability' Golden Thread:

Links with CST and CKA Values Crown:

Physical Development

Key Vocabulary

Body
Move
Agility
Balance
Co-ordination

Sky Objectives:

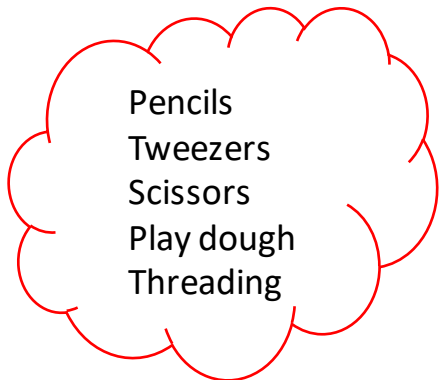
1. Can identify the ABC's relating to movement.
2. Can take part in an activity without falling out with other children.
3. Can identify an effect of exercise on the body.



We will practise our fine motor control.
We will use different resources to help strengthen our fingers.
We will practise using both hands.



We will use our outdoor spaces and forest school areas to develop our gross motor control.
We will practise lifting, moving, building and creating with different resources.



Pencils
Tweezers
Scissors
Play dough
Threading



We will begin using equipment like bats and balls, beanbags, and hoops.

We will play simple paired games to develop co-ordination.

